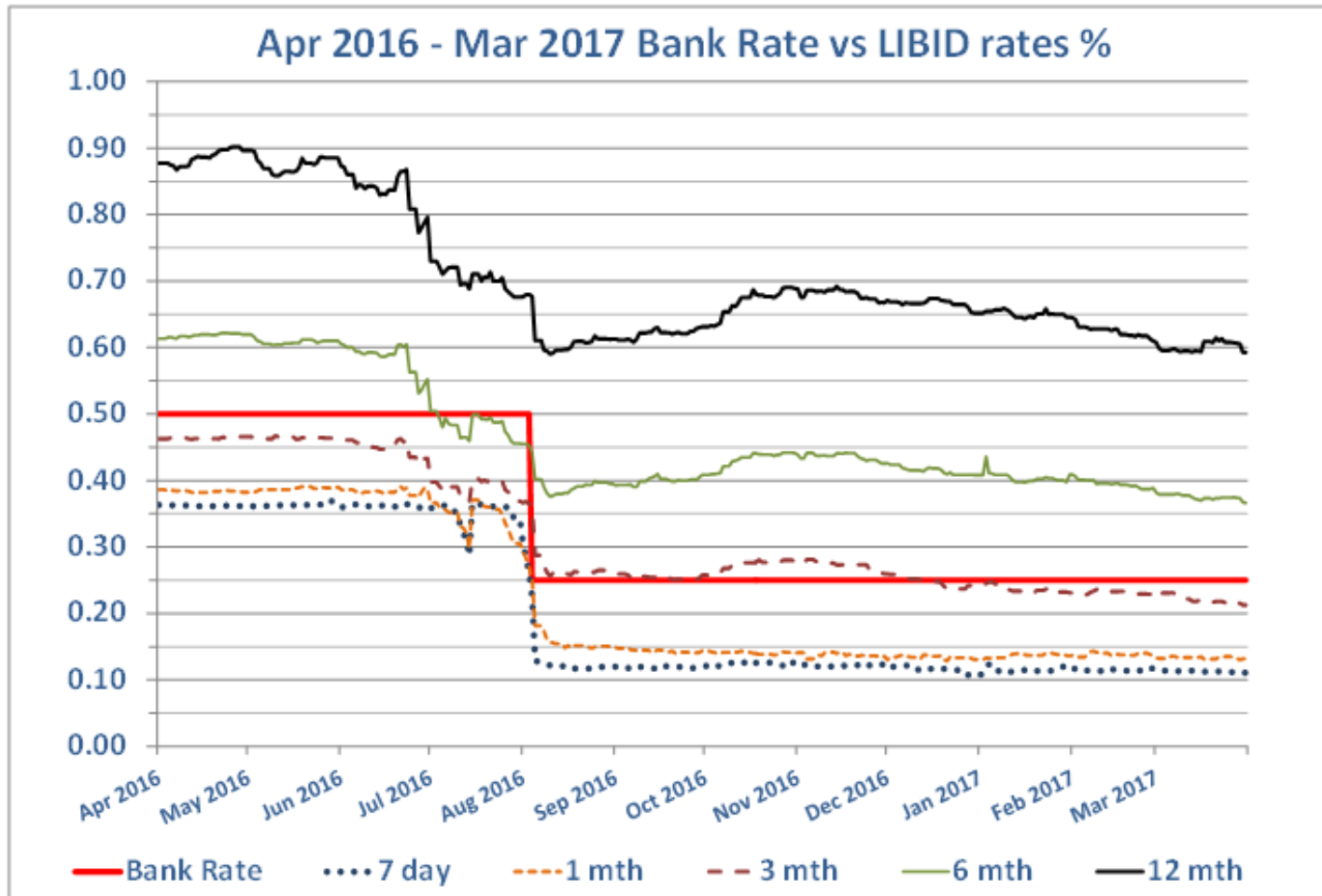
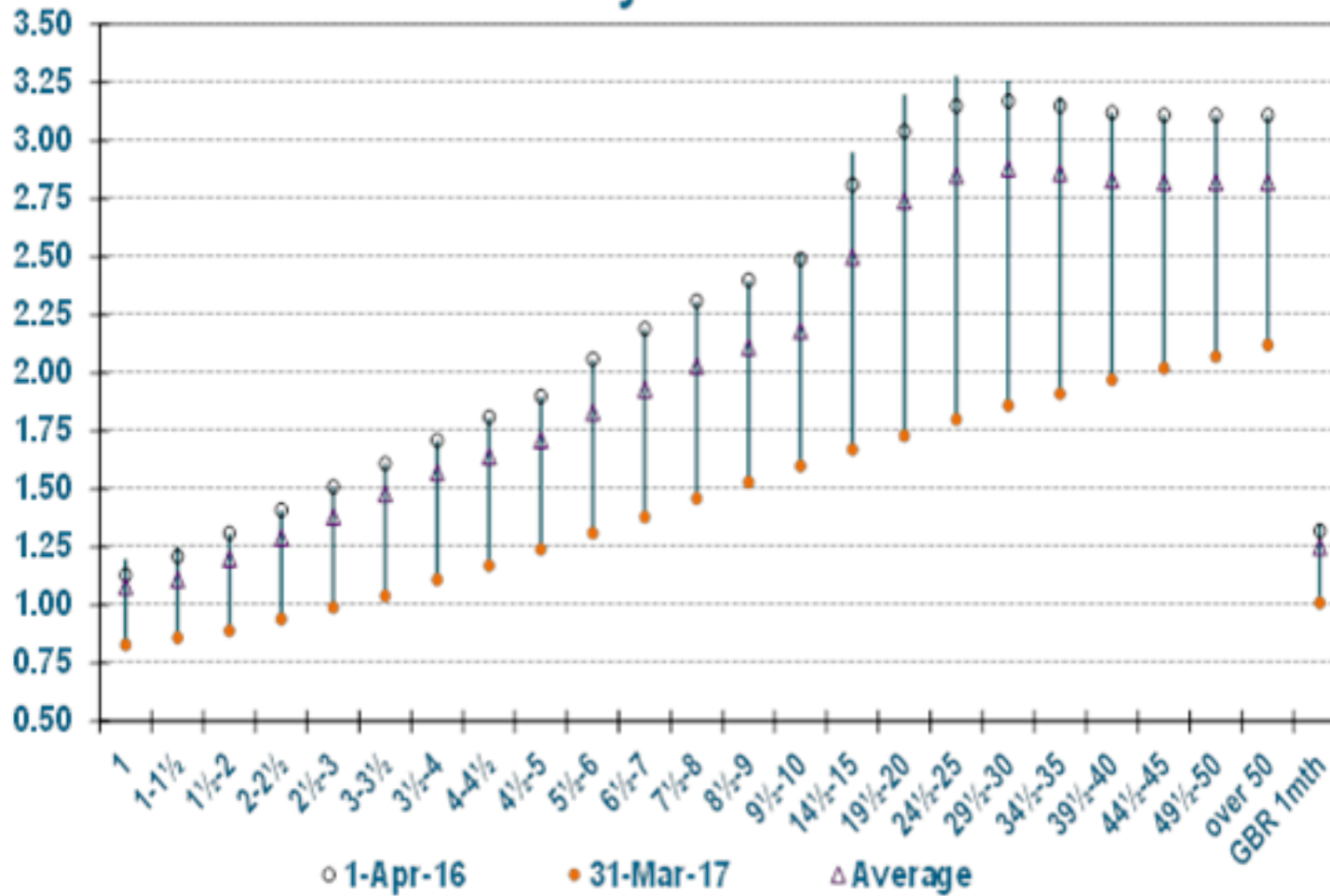


INVESTMENT AND BORROWING RATES 2016-2017

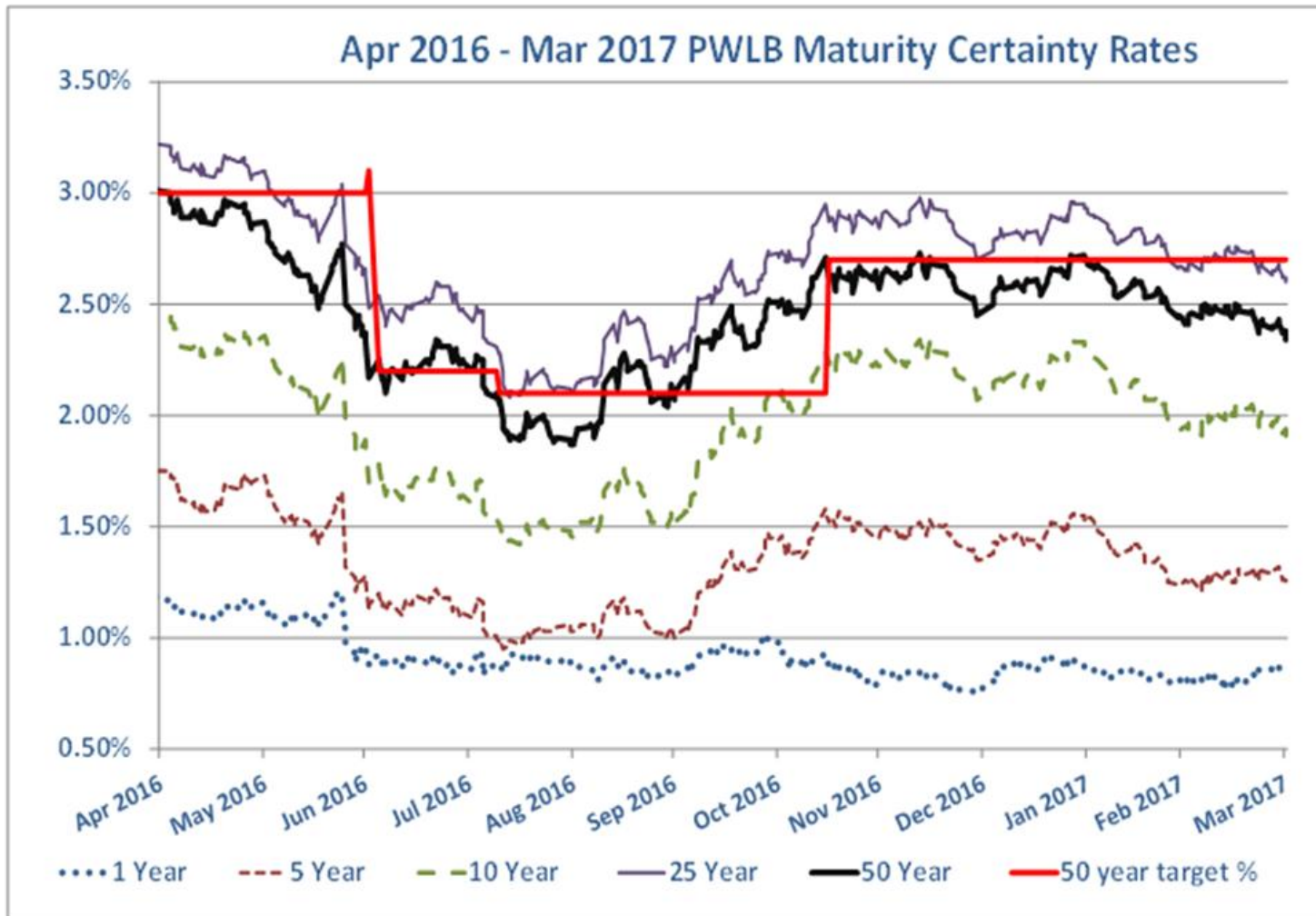


PWLB certainty rate variations in 2016-17



PWLB Certainty Rate Summary

	1 Year	5 Year	10 Year	25 Year	50 Year
1/4/16	1.13%	1.62%	2.31%	3.14%	2.95%
31/3/17	0.83%	1.24%	1.60%	1.80%	2.07%
Low	0.76%	0.95%	1.42%	2.08%	1.87%
Date	20/12/2016	10/08/2016	10/08/2016	12/08/2016	30/08/2016
High	1.20%	1.80%	2.51%	3.28%	3.08%
Date	27/04/2016	27/04/2016	27/04/2016	27/04/2016	27/04/2016
Average	0.93%	1.36%	2.01%	2.72%	2.49%



Money market investment rates 2016/17

	7 day	1 month	3 month	6 month	1 year
1/4/16	0.363	0.386	0.463	0.614	0.877
31/3/17	0.111	0.132	0.212	0.366	0.593
High	0.369	0.391	0.467	0.622	0.902
Low	0.107	0.129	0.212	0.366	0.590
Average	0.200	0.220	0.315	0.462	0.702
Spread	0.262	0.262	0.255	0.256	0.312
High date	27/5/16	21/6/16	10/5/16	22/4/16	26/4/16
Low date	28/12/16	21/12/16	30/3/17	31/3/17	10/8/16